


# ALUMINUM ELECTROLYTIC CAPACITORS



Premium Grade Type, For Audio Equipment



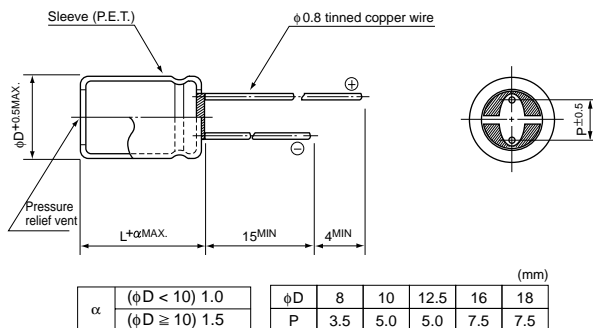
- Premium grade “nichicon MUSE” acoustic series.
- Ideally suited for first class audio equipment where qualitative and quantitative comfortableness is required.
- Compliant to the RoHS directive (2002/95/EC).



## Specifications

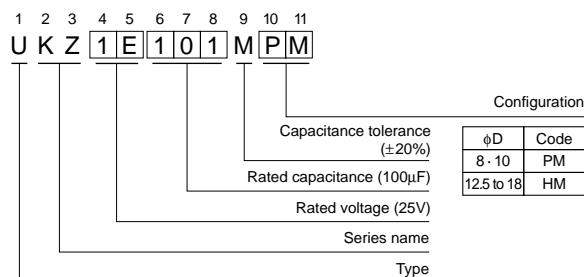
Item	Performance Characteristics											
Category Temperature Range	-40 to +85°C											
Rated Voltage Range	25 to 100V											
Rated Capacitance Range	10 to 1000μF											
Capacitance Tolerance	±20% at 120Hz, 20°C											
Leakage Current	After 1 minute's application of rated voltage, leakage current is 0.01CV or less.											
Tangent of loss angle (tan δ)	Measurement frequency : 120Hz, Temperature : 20°C											
	<table border="1"> <tr> <td>Rated voltage (V)</td> <td>25</td> <td>50</td> <td>100</td> </tr> <tr> <td>tan δ (MAX.)</td> <td>0.12</td> <td>0.08</td> <td>0.07</td> </tr> </table>	Rated voltage (V)	25	50	100	tan δ (MAX.)	0.12	0.08	0.07			
Rated voltage (V)	25	50	100									
tan δ (MAX.)	0.12	0.08	0.07									
Stability at Low Temperature	Measurement frequency : 120Hz											
	<table border="1"> <tr> <td>Rated voltage (V)</td> <td>25</td> <td>50</td> <td>100</td> </tr> <tr> <td>Impedance ratio Z-25°C / Z+20°C</td> <td>2</td> <td>2</td> <td>2</td> </tr> <tr> <td>ZT / Z20 (MAX.) Z-40°C / Z+20°C</td> <td>4</td> <td>3</td> <td>3</td> </tr> </table>	Rated voltage (V)	25	50	100	Impedance ratio Z-25°C / Z+20°C	2	2	2	ZT / Z20 (MAX.) Z-40°C / Z+20°C	4	3
Rated voltage (V)	25	50	100									
Impedance ratio Z-25°C / Z+20°C	2	2	2									
ZT / Z20 (MAX.) Z-40°C / Z+20°C	4	3	3									
Endurance	The specifications listed at right shall be met when the capacitors are restored to 20°C after the rated voltage is applied for 1000 hours at 85°C.											
	Capacitance change	Within ±20% of the initial capacitance value										
	tan δ	150% or less than the initial specified value										
Shelf Life	Leakage Current	Less than or equal to the initial specified value										
	After storing the capacitors under no load at 85°C for 1000 hours and then performing voltage treatment based on JIS C 5101-4 clause 4.1 at 20°C, they shall meet the specified values for the endurance characteristics listed above.											
Marking	Printed with gold color letter on black sleeve.											

## Radial Lead Type



• Please refer to page 20 about the end seal configuration.

## Type numbering system (Example : 25V 100μF)



## Dimensions

φD × L (mm)

Cap. (μF)	V			
	Code	25	50	100
10	100	1E	1H	2A
22	220			
33	330	8 × 11.5	10 × 12.5	10 × 20
47	470	10 × 12.5	10 × 16	12.5 × 20
100	101	10 × 16	12.5 × 20	16 × 25
220	221	12.5 × 20	16 × 25	16 × 35.5
330	331	12.5 × 25	16 × 31.5	18 × 35.5
470	471	16 × 25	16 × 35.5	
1000	102	16 × 35.5	18 × 40	

Please refer to page 20, 21, 22 about the formed or taped product spec.  
Please refer to page 4 for the minimum order quantity.